


## Chronic Disease is a Near-Universal Challenge.

Chronic disease is no longer a condition affecting a minority of Americans, it is a defining feature of public health in the United States.




# 76%

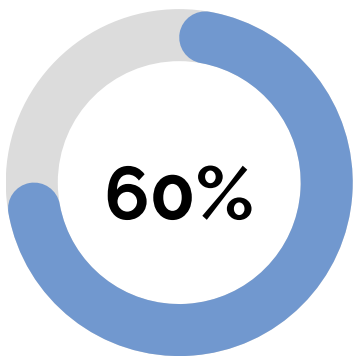


Of all U.S. adults have one or more chronic diseases<sup>1</sup>

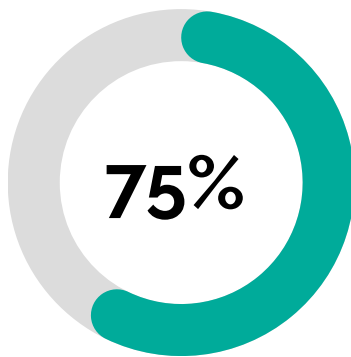
# 51%



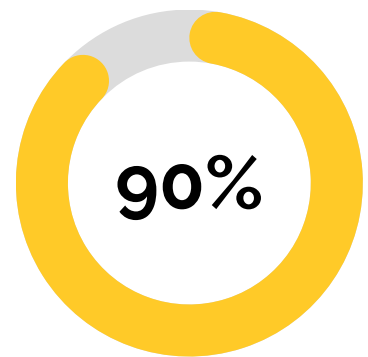
Of all U.S. adults have two or more chronic diseases<sup>1</sup>



Percentage of 18-34 year olds with at least one chronic condition<sup>1</sup>



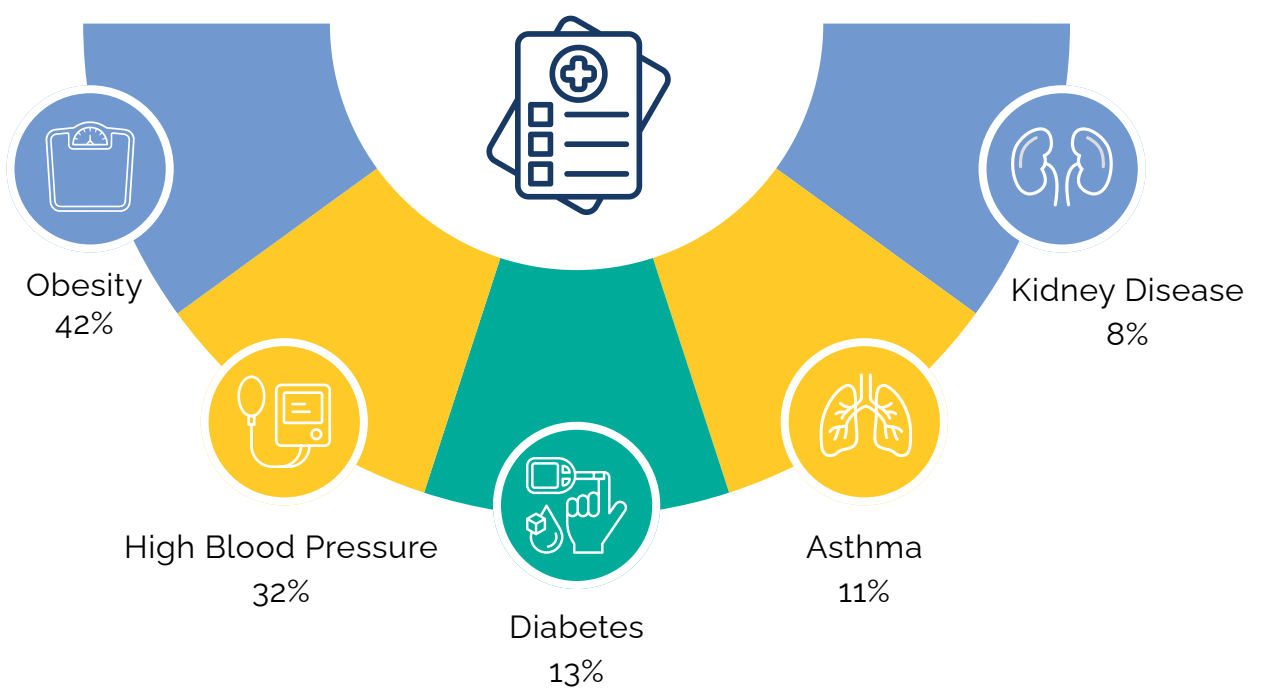
Percentage of 35-64 year olds with at least one chronic condition<sup>1</sup>



Percentage of adults 65 and over who have at least one chronic condition<sup>1</sup>

## Most Prevalent Chronic Conditions<sup>2</sup>

% of U.S. population



## The Economic Burden of Chronic Disease

# 90%



of the \$4.9 trillion spent annually in the U.S. is attributed to managing and treating chronic diseases<sup>1</sup>

# \$47 trillion



is the projected cost to the U.S. in annual medical costs and productivity losses from 2024-2039<sup>3</sup>

# CHRONIC & RARE DISEASE IN THE UNITED STATES



## Rare Disease is an Urgent Public Health Challenge


In the U.S., a disease, disorder or condition is considered rare when it affects fewer than 200,000 people. Most rare diseases are genetic. Although there are more than 10,000 known rare diseases, less than 5% have an FDA-approved treatment<sup>4</sup>.

# 30M



Americans have a rare disease<sup>4</sup>

# 15M



Children have a rare disease and 30% will not live to see their fifth birthday<sup>4</sup>.

## Chronic & Rare Disease in the U.S. – Key Highlights

### A defining feature of public health in the United States.

194 million people are living with at least one chronic condition, and this burden grows significantly with age.

### The youngest generation is not spared.

Between 2013 and 2023, the prevalence of chronic disease among young adults (18-34) rose by 7% to 59.5%.

### Multiple conditions are the norm, not the exception.

Multiple chronic conditions are the primary driver of U.S. healthcare costs and significantly complicate treatment, insurance coordination and care coordination.

### Rare diseases add 30 million more patients.

Collectively, rare diseases affect 1 in 10 Americans, half of which are children. Medical costs run 3-5 times higher for rare diseases than for non-rare conditions.

### The economic toll is staggering – and growing.

By 2039, the cost of chronic disease will reach \$2.2 trillion annually in medical costs and \$900 billion in lost productivity.

## The Role of Healthcare Policy and the Chronic Disease Coalition

The **Chronic Disease Coalition** advocates on behalf of people with chronic diseases and helps them advocate for themselves. The Coalition also works to improve state and federal policies that make healthcare more accessible, affordable and representative of patient communities.

**Access** – The Coalition advocates for expanded access to comprehensive care and treatment options, ensuring individuals facing long-term health challenges receive the support and resources they need.

**Affordability** – The Coalition advocates for reducing patients' cost through better management of both rare and common chronic conditions, and by working to dismantle financial barriers to healthcare.

**Representation** – The Coalition supports greater patient representation in regulatory and legislative processes, as well as more consideration of how policies affect patient communities differently.

#### Sources:

- Centers for Disease Control and Prevention. (2025, March 4). About chronic diseases. National Center for Chronic Disease Prevention and Health Promotion. [www.cdc.gov/chronic-disease/about/index.html](http://www.cdc.gov/chronic-disease/about/index.html) Accessed May 2026.
- Telesford, I., McGough, M., Tevis, D., & Cotter, L. (2025, April 16). How has the burden of chronic diseases in the U.S. and peer nations changed over time? Peterson-KFF Health System Tracker. [healthsystemtracker.org/chart-collection/how-has-the-burden-of-chronic-diseases-in-the-u-s-and-peer-nations-changed-over-time/](https://healthsystemtracker.org/chart-collection/how-has-the-burden-of-chronic-diseases-in-the-u-s-and-peer-nations-changed-over-time/). Accessed May 2026
- Partnership to Fight Chronic Disease. (2025, December 18). New report: Chronic disease could cost the U.S. \$47 trillion over next 15 years [press release]. [fightchronicdisease.org/post/new-report-chronic-disease-could-cost-the-u-s-47-trillion-over-next-15-years](https://fightchronicdisease.org/post/new-report-chronic-disease-could-cost-the-u-s-47-trillion-over-next-15-years)
- National Organization for Rare Disorders. (2025, December). Rare disease fact sheet. [rarediseases.org/wp-content/uploads/2025/12/Rare-Disease-Fact-Sheet-V2-1.pdf](https://rarediseases.org/wp-content/uploads/2025/12/Rare-Disease-Fact-Sheet-V2-1.pdf)